

THE ECONOMIC IMPACT OF CO-OPERATIVES IN MANITOBA



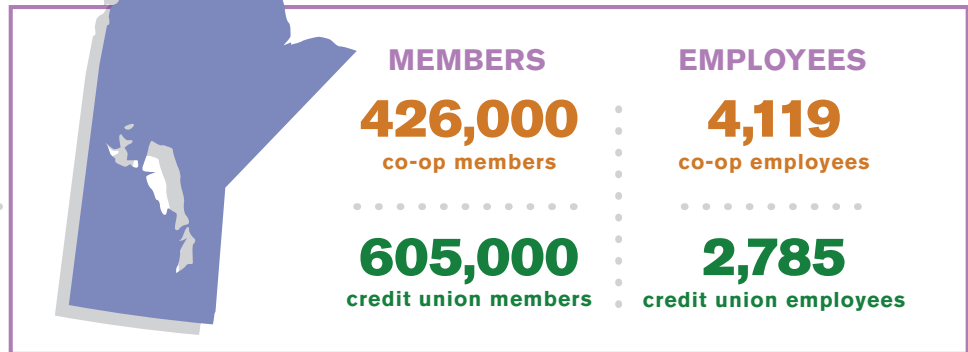
Results from the 2010 economic impact analysis performed by George Karaphillis, Fiona Duguid and Alicia Lake.

Participating in this study

224 non-financial (general) co-ops

42 credit unions

Manitoba's co-ops and credit unions at a glance, 2010



Source: Industry Canada – Co-operatives in Canada in 2010

Manitoba's top-earning co-operative sectors*

38 co-ops RETAIL TRADE
\$2,839,554,995

51 co-ops FINANCIAL CO-OPS
\$901,494,654

17 co-ops AGRICULTURE, FORESTRY, FISHING
\$303,326,572

5 co-ops WHOLESALE TRADE
\$99,945,740

42 co-ops REAL ESTATE & RENTALS
\$27,027,940

3 co-ops INFORMATION AND CULTURAL INDUSTRIES
\$26,333,561

42 co-ops HEALTH CARE & SOCIAL ASSISTANCE
\$15,556,628

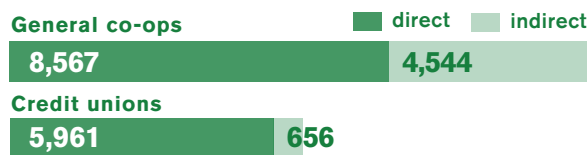
31 co-ops UTILITIES
\$8,249,996

29 co-ops ARTS & ENTERTAINMENT
\$1,546,344

* revenues earned, 2010

The direct and indirect impact of co-operatives


JOBS (FTE, person-years)



19,700
full-time equivalent jobs

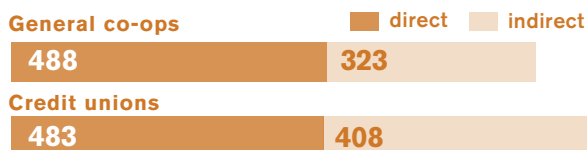
3%
of all jobs in Manitoba

INCOME (\$ millions)



\$861 MILLION
in income created for Manitobans


ECONOMIC VALUE ADD (GDP, \$ millions)



\$1.7 BILLION
in value-add created in the economy

3.2%
of Manitoba's value-add

TAXES (\$ millions)



\$536 MILLION
generated for government services

For the full report visit Manitoba.coop